

Product Features



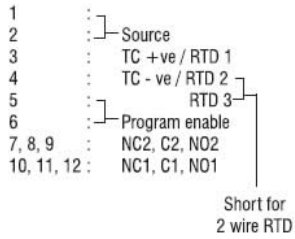
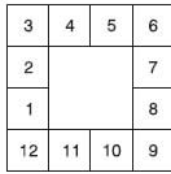
- Universal Input (J,K,PT-100) Selectable.
- Wide Voltage Range.
- ON / OFF or Self-Tuned Function Selectable.
- Single / double set point.
- Over Voltage Protection
- Compensation offset feature available in TX7-Ua User Friendly Programming through increment / decrement button (TX7-ua)
- Indication for sensor, function and relay status.
- Program enable / disable for sensor, function, hysteresis, compensation features in TX7-Ua. Dimension 72x72x128.5

Specifications

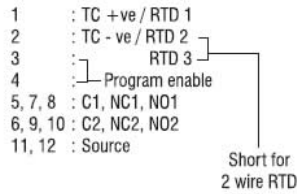
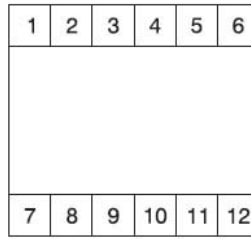
Model	H3TX-2H-U	H3TX-2A-U	TX7-2H-U	TX7-2A-U	EX9-2H-U	EX9-2A-U
Function	On-Off , 2 set point, heater type	On-Off , 2 set point, heater type	On-Off, 2 set point, heater type	On-Off , 2 set point, heater type	On-Off , 2 set point, heater type	On-Off , 2 set point, heater type
Types of sensor input	J / K /PT100					
Rated supply voltage	85Vto 270V AC, 85V DC to 270V DC					
Operating voltage range	85Vto 270V AC, 85V DC to 270V DC					
Rated frequency	50 / 60Hz \pm 5% for AC supply only					
Power consumption	AC approx.6VA / 1.2W,					
Control relay output	1 c/o rated for 5A@250V AC / 28V DC, resistive load					
Temperature range	J type: 0°C to 600°C, K type: 0°C to 1200°C, PT100 : 0°C to 300°C ,					
Hysteresis	2°C to 20°C (for On - Off function only)					
Display accuracy	\pm 0.5% of full scale \pm 10C					
Recovery time	2sec minimum					
Variation due to temp. change	0.25°C per degree change in ambient temperature (Ref. 25°C)				0.350C per degree change in ambient temperature (Ref. 250C)	
Ambient temperature	Operation: +5°C to +45°C, Storage: -10°C to 85°C					
Humidity	Max. 95% RH @ 40°C					
Service life (under no load)	10 ⁶ operations minimum					
Electrical life (under full load)	10 ⁵ operations minimum					
Insulation resistance	>100Mohms @ 500V DC					
Di-electrical strength	1. 2.5KV AC, 50Hz for 1minute. (Between current carrying and non-current carrying parts). 2. 1.5KV AC, 50Hz for 1minute. (Between contacts and control circuit). 3. 750V AC, 50Hz for 1minute. (Between non-continuous contacts of the relay).					
Electrical connection	Screw type terminals with self lifting clamps					
Dimension (over-all)	48 x 48 x 115mm (W x H x D)		72 x 72 x 128mm (W x H x D)		96 x 96 x 117mm (W x H x D)	
Dimension (cut-out)	46 x 46mm (W x H)		69 x 69mm (W x H)		92 x 92mm (W x H)	

Connections

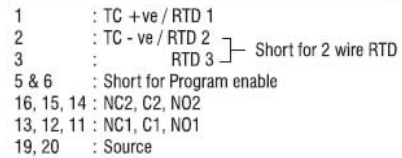
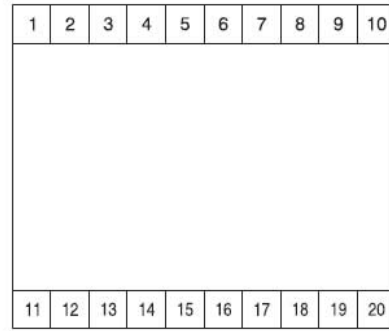
H3TX-2A-U / H3TX-2H-U



TX7-2A-U / TX7-2H-U

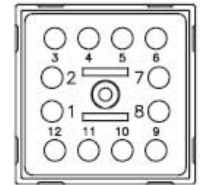
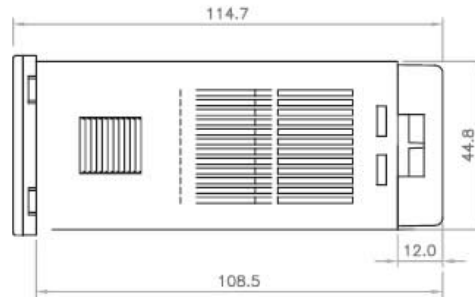
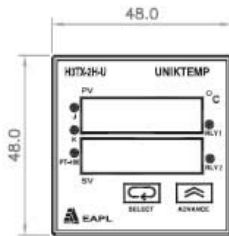


EX9-2A-U / EX9-2A-U

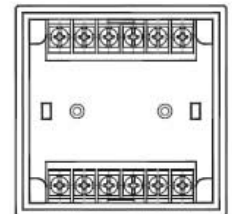
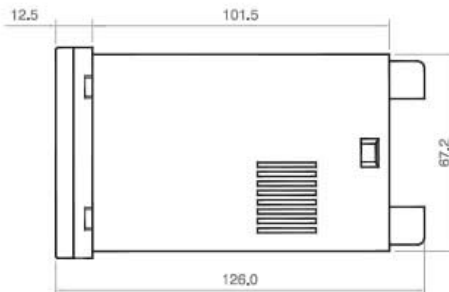
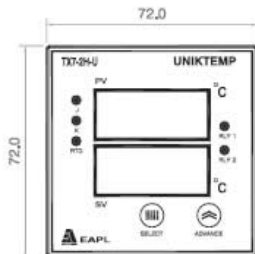


Dimensions

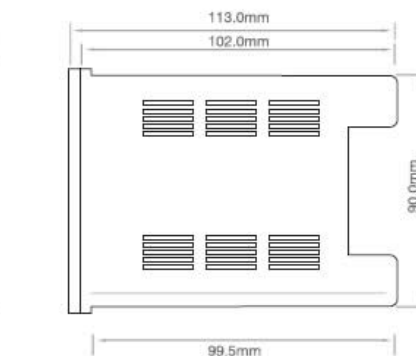
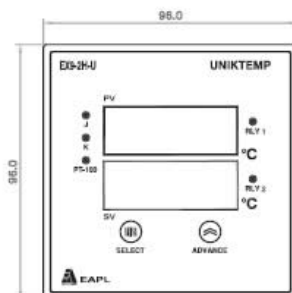
H3TX-2A-U / H3TX-2H-U



TX7-2A-U / TX7-2H-U



EX9-2A-U / EX9-2A-U



NOTE : ALL DIMENSIONS ARE IN mm.

Accessories

- **Front Protective Cover:** The front protective cover shields the front panel from dust and dirt and water drip. It also prevents the set value from being altered due to accidental contact with tact switches.
- **Back Protective Cover:** Back protective cover (H3TX & TX7) protects the user from live wires.
- RC filter (Snubber)

Caution

- Select the right thermocouple.
 - Use snubber circuit across the load.
 - Do not give power across sensor, program enable terminals.
 - Use 2.5mm² U-type lugs with sleeve to make proper & even contacts.
-